


RLBG SERIES - RETRACTABLE BORE GAGE

www.dorseymetrology.com

The RLBG Series retractable bore gages are designed per application. They are primarily used to check deep holes where long retraction is required. Recessed diameters and grooves can be checked for size, taper, or out of roundness. Trigger action retracts and expands contacts. The gage has a fast, smooth, and uniform gaging pressure over its entire range.



Deep Depths Available in Carbon Fiber

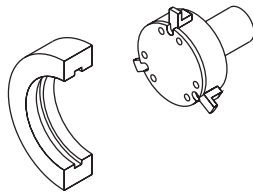
DESIGN FEATURES:

- ✓ Cast aluminum or lightweight composite pistol grip housing.
- ✓ Gage can be designed to retract into or away from the indicator.
- ✓ Fixed or interchangeable contacts.
- ✓ Depth stop or scale-on-shaft facilitates checking at a specific depth.
- ✓ Single piece or multiple screw together gaging shafts.
- ✓ 2 or 3 point measurement.

RETRACTABLE BORE GAGE APPLICATIONS

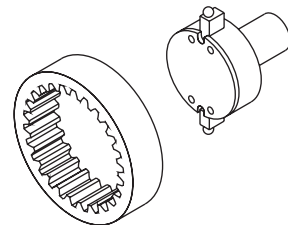
Groove measurement

Precise groove measurements can be made easily and accurately.



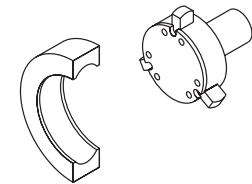
Spline & Gear measurement

Spline or gear measurement of pitch diameter or major diameter is available.



Spherical or irregular shape measurement

Spherical shaped contacts can be useful in deep bores where holding the bore gage straight in the bore is difficult. Depth stops are also very helpful in the alignment of bore gages.



Ball race or radius groove measurement

The RLBG can be configured to quickly and accurately check ball races and spherical grooves.

